

LS-512R



Land Star Series 5A 12V

Rating: Not Rated Yet

[Ask a question about this product](#)

Description

Land Star Series : LS-512R

Recommended Application



- Small solar system, such as solar home system, solar garden lights, solar CCTV system with automatic detection device.
- Surface mounting solar home system (surface mounting series)




Features




- PWM charging with temperature compensation
- Use MOSFET as electronic switch, without any mechanical switch
- Electronic protection: over charging, over discharging, over load, and short circuit
- Battery reverse polarity protection (Any combination of solar module and battery)




	LS-512	LS-624	LS-512R	LS-524R
				
Rated Current	5 A	5 A	5 A	5 A
Max PV Voc	12V	120V AUTO	12V	120V AUTO
Features	Load work mode: ON/OFF	Load work mode: ON/OFF	Load work mode: Dusk to Dawn, ON/OFF, 1-12 hours timer, test	Load work mode: Dusk to Dawn, ON/OFF, 1-12 hours timer, test
Dimension	57x65x25mm	57x65x25mm	57x65x25mm	57x65x25mm
Mounting Dimension	65x44mm	65x44mm	65x44mm	65x44mm
Mounting Hole	65	65	65	65
Terminals	2.5 mm ²	2.5 mm ²	2.5 mm ²	2.5 mm ²
Net Weight	0.05kg	0.05kg	0.05kg	0.05kg
Working Temperature	-35°C to +55°C	-35°C to +55°C	-35°C to +55°C	-35°C to +55°C




	LS-1024	LS-1524	LS-2024
			
Rated Current	10 A	15 A	20 A
Max PV Voc	120V AUTO	120V AUTO	120V AUTO
Features	• Manual ON/OFF • Gel, Sealed and Flooded battery type option	• Manual ON/OFF • Gel, Sealed and Flooded battery type option	• Manual ON/OFF • Gel, Sealed and Flooded battery type option
Dimension	140x53x45mm	144x75x45mm	144x75x45mm
Mounting Dimension	130x45mm	135x55mm	135x55mm
Mounting Hole	64.5	64.5	64.5
Terminals	6 mm ²	10 mm ²	10 mm ²
Net Weight	0.15kg	0.25kg	0.25kg
Working Temperature	-35°C to +55°C	-35°C to +55°C	-35°C to +55°C

	LS-1024S	LS-1524S	LS-2024S
			
Rated Current	10 A	15 A	20 A
Max PV Voc	120V AUTO	120V AUTO	120V AUTO
Features	• Load work mode: manual ON/OFF. • All the terminals backwards. • LED indicator shows battery level, intuitive and convenient • Gel, Sealed and Flooded battery type option	• Load work mode: manual ON/OFF. • All the terminals backwards. • LED indicator shows battery level, intuitive and convenient • Gel, Sealed and Flooded battery type option	• Load work mode: manual ON/OFF. • All the terminals backwards. • LED indicator shows battery level, intuitive and convenient • Gel, Sealed and Flooded battery type option
Dimension	120x68x45mm	128x87x45mm	128x87x45mm
Mounting Dimension	114x44mm	122x63mm	122x63mm
Mounting Hole	64.5	64.5	64.5
Terminals	6 mm ²	10 mm ²	10 mm ²
Net Weight	0.15kg	0.25kg	0.25kg
Working Temperature	-35°C to +55°C	-35°C to +55°C	-35°C to +55°C

	LS-1024R	LS-1524R	LS-2024R
			
Rated Current	10 A	15 A	20 A
Max PV Voc	120V AUTO	120V AUTO	120V AUTO
Features	• Load work mode: Dusk to Dawn, Light On-rdual timer, Test, ON/OFF • Intelligent timer function with 1-15 hours option • Unique dual timer function, enhance the flexibility of street light system • Digital LED menu, only one key solve all setting simply • Gel, Sealed and Flooded battery type option	• Load work mode: Dusk to Dawn, Light On-rdual timer, Test, ON/OFF • Intelligent timer function with 1-15 hours option • Unique dual timer function, enhance the flexibility of street light system • Digital LED menu, only one key solve all setting simply • Gel, Sealed and Flooded battery type option	• Load work mode: Dusk to Dawn, Light On-rdual timer, Test, ON/OFF • Intelligent timer function with 1-15 hours option • Unique dual timer function, enhance the flexibility of street light system • Digital LED menu, only one key solve all setting simply • Gel, Sealed and Flooded battery type option
Dimension	140x53x45mm	144x75x45mm	144x75x45mm
Mounting Dimension	130x45mm	135x55mm	135x55mm
Mounting Hole	64.5	64.5	64.5
Terminals	6 mm ²	10 mm ²	10 mm ²
Net Weight	0.15kg	0.25kg	0.25kg
Working Temperature	-35°C to +55°C	-35°C to +55°C	-35°C to +55°C

	LS-1024RD	LS-1524RD	LS-2024RD
			
Rated Current	10 A	15 A	20 A
Max PV Voc	120V AUTO	120V AUTO	120V AUTO
Features	• Load work mode: Dusk to Dawn, Light On-rdual timer, Test, ON/OFF • Intelligent timer function with 1-15 hours option • Dual load output, enhance the flexibility of the system • Digital LED menu, only one key solve all setting simply • Gel, Sealed and Flooded battery type option	• Load work mode: Dusk to Dawn, Light On-rdual timer, Test, ON/OFF • Intelligent timer function with 1-15 hours option • Dual load output, enhance the flexibility of the system • Digital LED menu, only one key solve all setting simply • Gel, Sealed and Flooded battery type option	• Load work mode: Dusk to Dawn, Light On-rdual timer, Test, ON/OFF • Intelligent timer function with 1-15 hours option • Dual load output, enhance the flexibility of the system • Digital LED menu, only one key solve all setting simply • Gel, Sealed and Flooded battery type option
Dimension	140x53x45mm	143x79x45mm	143x79x45mm
Mounting Dimension	130x45mm	134x55mm	134x55mm
Mounting Hole	64.5	64.5	64.5
Terminals	6 mm ²	10 mm ²	10 mm ²
Net Weight	0.15kg	0.3kg	0.3kg
Working Temperature	-35°C to +55°C	-35°C to +55°C	-35°C to +55°C

	LS-1024RP	LS-1524RP	LS-2024RP
			
Rated Current	10 A	15 A	20 A
Max PV Voc	120V AUTO	120V AUTO	120V AUTO
Features	• Load work mode: Dusk to Dawn, Light On-rdual timer, Test, ON/OFF • Intelligent timer function with 1-15 hours option • Unique dual timer function, enhance the flexibility of street light system. • Digital LED menu, only one key solve all setting simply • Gel, Sealed and Flooded battery type option • Waterproof design, IP68	• Load work mode: Dusk to Dawn, Light On-rdual timer, Test, ON/OFF • Intelligent timer function with 1-15 hours option • Unique dual timer function, enhance the flexibility of street light system. • Digital LED menu, only one key solve all setting simply • Gel, Sealed and Flooded battery type option • Waterproof design, IP68	• Load work mode: Dusk to Dawn, Light On-rdual timer, Test, ON/OFF • Intelligent timer function with 1-15 hours option • Unique dual timer function, enhance the flexibility of street light system. • Digital LED menu, only one key solve all setting simply • Gel, Sealed and Flooded battery type option • Waterproof design, IP68
Dimension	145x63x1mm	145x83x45mm	145x83x45mm
Mounting Dimension	135x45mm	135x55mm	135x55mm
Mounting Hole	64.5	64.5	64.5
Terminals	4 mm ²	6 mm ²	6 mm ²
Net Weight	0.3kg	0.4kg	0.4kg
Working Temperature	-35°C to +55°C	-35°C to +55°C	-35°C to +55°C

	LS-1024RPD	LS-1524RPD	LS-2024RPD
			
Rated Current	10 A	15 A	20 A
Max PV Voc	120V AUTO	120V AUTO	120V AUTO
Features	• Load work mode: Dusk to Dawn, Light On-rdual timer, Test, ON/OFF • Intelligent timer function with 1-15 hours option • Dual load output, enhance the flexibility of the system • Digital LED menu, only one key solve all setting simply • Gel, Sealed and Flooded battery type option • Waterproof design, IP68	• Load work mode: Dusk to Dawn, Light On-rdual timer, Test, ON/OFF • Intelligent timer function with 1-15 hours option • Dual load output, enhance the flexibility of the system • Digital LED menu, only one key solve all setting simply • Gel, Sealed and Flooded battery type option • Waterproof design, IP68	• Load work mode: Dusk to Dawn, Light On-rdual timer, Test, ON/OFF • Intelligent timer function with 1-15 hours option • Dual load output, enhance the flexibility of the system • Digital LED menu, only one key solve all setting simply • Gel, Sealed and Flooded battery type option • Waterproof design, IP68
Dimension	145x63x1mm	145x83x45mm	145x83x45mm
Mounting Dimension	135x45mm	135x55mm	135x55mm
Mounting Hole	64.5	64.5	64.5
Terminals	4 mm ²	6 mm ²	6 mm ²
Net Weight	0.3kg	0.4kg	0.4kg
Working Temperature	-35°C to +55°C	-35°C to +55°C	-35°C to +55°C